

Annual Budget

School District No. 38 (Richmond)

June 30, 2016

School District No. 38 (Richmond)

June 30, 2016

Table of Contents

Bylaw	1
Annual Budget - Revenue and Expense - Statement 2	2
Annual Budget - Changes in Net Financial Assets (Debt) - Statement 4	4
Annual Budget - Operating Revenue and Expense - Schedule 2	5
Schedule 2A - Annual Budget - Schedule of Operating Revenue by Source	6
Schedule 2B - Annual Budget - Schedule of Operating Expense by Source	7
Schedule 2C - Annual Budget - Operating Expense by Function, Program and Object	8
Annual Budget - Special Purpose Revenue and Expense - Schedule 3	10
Schedule 3A - Annual Budget - Changes in Special Purpose Funds	11
Annual Budget - Capital Revenue and Expense - Schedule 4	13

*NOTE - Statement 1, Statement 3, Statement 5, Schedule 1 and Schedules 4A - 4D are used for Financial Statement reporting only.

ANNUAL BUDGET BYLAW


A Bylaw of THE BOARD OF EDUCATION OF SCHOOL DISTRICT NO. 38 (RICHMOND) (called the "Board") to adopt the Annual Budget of the Board for the fiscal year 2015/16 pursuant to section 113 of the *School Act*, R.S.B.C., 1996, c. 412 as amended from time to time (called the "Act").

1. The Board has complied with the provisions of the *Act* respecting the annual budget adopted by this bylaw.
2. This bylaw may be cited as School District No. 38 (RICHMOND) Annual Budget Bylaw for fiscal year 2015/16.
3. The attached "Statement 2" showing the estimated revenue and expense for the 2015/16 fiscal year and the total budget bylaw amount of \$225,912,023 for the 2015/16 fiscal year was prepared in accordance with the *Act*.
4. Statement 2, Statement 4 and Schedules 2 to 4 are adopted as the Annual Budget of the Board for the fiscal year 2015/16.

READ A FIRST TIME THE 15TH DAY OF JUNE 2015;

READ A SECOND TIME THE 15TH DAY OF JUNE 2015;

READ A THIRD TIME, PASSED AND ADOPTED THE 15TH DAY OF JUNE 2015.



Chairperson of the Board

Secretary Treasurer

I HEREBY CERTIFY this to be a true original of School District No. 38 (RICHMOND) Annual Budget Bylaw 2015/16, adopted by the Board the 15TH DAY OF JUNE 2015.

Secretary Treasurer

School District No. 38 (Richmond)

Statement 2

Annual Budget - Revenue and Expense
Year Ended June 30, 2016

	2016 Annual Budget	2015 Annual Budget
Ministry Operating Grant Funded FTE's		
School-Age	19,887.438	20,310.063
Adult	127.625	142.000
Other	615.125	615.125
Total Ministry Operating Grant Funded FTE's	20,630.188	21,067.188
Revenues	\$	\$
Provincial Grants		
Ministry of Education	182,195,177	180,055,417
Other	5,000	21,989
Federal Grants	1,229,667	1,430,094
Tuition	13,857,214	12,326,225
Other Revenue	7,804,127	8,087,000
Rentals and Leases	833,936	907,686
Investment Income	1,075,750	546,687
Gain (Loss) on Disposal of Tangible Capital Assets		40,362,913
Amortization of Deferred Capital Revenue	8,127,944	8,060,466
Total Revenue	215,128,815	251,798,477
Expenses		
Instruction	174,090,285	170,897,174
District Administration	5,613,492	5,558,200
Operations and Maintenance	38,758,866	37,481,932
Transportation and Housing	1,414,689	1,466,079
Debt Services	95,954	101,871
Total Expense	219,973,286	215,505,256
Net Revenue (Expense)	(4,844,471)	36,293,221
Budgeted Allocation (Retirement) of Surplus (Deficit)	810,000	1,300,000
Budgeted Reduction of Unfunded Employee Future Benefits	(200,000)	(200,000)
Budgeted Surplus (Deficit), for the year	(4,234,471)	37,393,221
Budgeted Surplus (Deficit), for the year comprised of:		
Operating Fund Surplus (Deficit)		
Special Purpose Fund Surplus (Deficit)		
Capital Fund Surplus (Deficit)	(4,234,471)	37,393,221
Budgeted Surplus (Deficit), for the year	(4,234,471)	37,393,221




School District No. 38 (Richmond)

Annual Budget - Revenue and Expense
Year Ended June 30, 2016

Statement 2

	2016 Annual Budget	2015 Annual Budget
Budget Bylaw Amount		
Operating - Total Expense	191,274,133	188,786,311
Operating - Tangible Capital Assets Purchased		
Operating - Reduction of Unfunded Employee Future Benefits	200,000	200,000
Special Purpose Funds - Total Expense	15,611,839	14,616,947
Special Purpose Funds - Tangible Capital Assets Purchased	314,899	969,960
Capital Fund - Total Expense	13,087,314	12,101,998
Capital Fund - Tangible Capital Assets Purchased from Local Capital	5,423,838	2,591,080
Budgeted Retirement of Prior Year Deficits		
Total Budget Bylaw Amount	225,912,023	219,266,296

Approved by the Board

 Signature of the Chairperson of the Board of Education	JUNE 15, 2015 Date Signed
 Signature of the Superintendent	JUNE 15, 2015 Date Signed
 Signature of the Secretary Treasurer	JUNE 15, 2015 Date Signed

School District No. 38 (Richmond)

Annual Budget - Changes in Net Financial Assets (Debt)
Year Ended June 30, 2016

Statement 4

	2016 Annual Budget	2015 Annual Budget
	\$	\$
Surplus (Deficit) for the year	(4,844,471)	36,293,221
Effect of change in Tangible Capital Assets		
Acquisition of Tangible Capital Assets		
From Operating and Special Purpose Funds	(314,899)	(969,960)
From Local Capital	(5,423,838)	(2,591,080)
From Deferred Capital Revenue	(4,954,144)	(3,794,511)
Assets Under Capital Lease	-	-
Total Acquisition of Tangible Capital Assets	(10,692,881)	(7,355,551)
Amortization of Tangible Capital Assets	12,991,360	12,000,127
Net carrying value of Tangible Capital Assets disposed of	-	762,087
Total Effect of change in Tangible Capital Assets	2,298,479	5,406,663
	-	-
	-	-
(Increase) Decrease in Net Financial Assets (Debt)	(2,545,992)	41,699,884

School District No. 38 (Richmond)

Schedule 2

Annual Budget - Operating Revenue and Expense
Year Ended June 30, 2016

	2016 Annual Budget	2015 Annual Budget
	\$	\$
Revenues		
Provincial Grants		
Ministry of Education	174,818,505	173,512,854
Tuition	13,857,214	12,326,225
Other Revenue	498,478	503,801
Rentals and Leases	833,936	907,686
Investment Income	656,000	435,745
Total Revenue	190,664,133	187,686,311
Expenses		
Instruction	159,408,909	157,036,739
District Administration	5,374,650	5,315,678
Operations and Maintenance	25,387,300	25,205,844
Transportation and Housing	1,103,274	1,228,050
Total Expense	191,274,133	188,786,311
Net Revenue (Expense)	(610,000)	(1,100,000)
Budgeted Prior Year Surplus Appropriation	810,000	1,300,000
Budgeted Reduction of Unfunded Employee Future Benefits	(200,000)	(200,000)
Budgeted Surplus (Deficit), for the year	-	-

School District No. 38 (Richmond)

Schedule 2A

Annual Budget - Schedule of Operating Revenue by Source
Year Ended June 30, 2016

	2016 Annual Budget	2015 Annual Budget
	\$	\$
Provincial Grants - Ministry of Education		
Operating Grant, Ministry of Education	172,393,811	171,082,167
Other Ministry of Education Grants		
Pay Equity	2,215,706	2,215,706
Carbon Tax Rebate	110,000	110,000
Education Guarantee	70,000	75,993
FSA Scorer	28,988	28,988
Total Provincial Grants - Ministry of Education	174,818,505	173,512,854
Tuition		
Summer School Fees	235,900	139,320
Continuing Education	494,424	701,331
Offshore Tuition Fees	13,126,890	11,485,574
Total Tuition	13,857,214	12,326,225
Other Revenues		
Other School District/Education Authorities	240,000	240,000
Miscellaneous		
Cafeteria	250,478	242,607
Miscellaneous	8,000	21,194
Total Other Revenue	498,478	503,801
Rentals and Leases	833,936	907,686
Investment Income	656,000	435,745
Total Operating Revenue	190,664,133	187,686,311

School District No. 38 (Richmond)

Schedule 2B

Annual Budget - Schedule of Operating Expense by Source
Year Ended June 30, 2016

	2016 Annual Budget	2015 Annual Budget
	\$	\$
Salaries		
Teachers	87,316,575	85,900,292
Principals and Vice Principals	9,582,243	9,818,791
Educational Assistants	10,747,112	10,407,508
Support Staff	18,589,707	18,762,004
Other Professionals	4,215,043	4,099,789
Substitutes	5,093,320	4,956,086
Total Salaries	135,544,000	133,944,470
Employee Benefits	37,616,314	36,841,148
Total Salaries and Benefits	173,160,314	170,785,618
Services and Supplies		
Services	6,161,434	6,087,103
Student Transportation	10,300	10,300
Professional Development and Travel	890,281	568,931
Rentals and Leases	179,750	179,750
Dues and Fees	119,400	124,600
Insurance	503,500	468,807
Supplies	6,799,987	6,563,197
Utilities	3,449,167	3,998,005
Total Services and Supplies	18,113,819	18,000,693
Total Operating Expense	191,274,133	188,786,311

School District No. 38 (Richmond)

Annual Budget - Operating Expense by Function, Program and Object
Year Ended June 30, 2016

	Teachers Salaries	Principals and Vice Principals Salaries	Educational Assistants Salaries	Support Staff Salaries	Other Professionals Salaries	Substitutes Salaries	Total Salaries
	\$	\$	\$	\$	\$	\$	\$
1 Instruction							
1.02 Regular Instruction	63,944,370	1,461,147		1,028,823		3,445,431	69,879,771
1.03 Career Programs	119,486			349,345			468,831
1.07 Library Services	1,790,195	21,419		489,015		7,801	2,308,430
1.08 Counselling	3,050,130						3,050,130
1.10 Special Education	8,267,773	110,948	10,747,112			502,793	19,628,626
1.30 English Language Learning	5,091,666	263,891		132,368			5,487,925
1.31 Aboriginal Education	332,502			29,034			361,536
1.41 School Administration		7,165,465		3,547,511		308,075	11,021,051
1.60 Summer School	678,000	81,000		19,500		10,000	788,500
1.61 Continuing Education	450,000	106,508		100,957	157,856	292,585	1,107,906
1.62 Off Shore Students	3,592,453	236,643		147,904	480,577	78,140	4,535,717
1.64 Other							-
Total Function 1	87,316,575	9,447,021	10,747,112	5,844,457	638,433	4,644,825	118,638,423
4 District Administration							
4.11 Educational Administration		28,714		280,289	1,084,645		1,393,648
4.40 School District Governance					161,378		161,378
4.41 Business Administration		106,508		936,121	1,023,108	51,285	2,117,022
Total Function 4	-	135,222	-	1,216,410	2,269,131	51,285	3,672,048
5 Operations and Maintenance							
5.41 Operations and Maintenance Administration				104,684	1,307,479		1,412,163
5.50 Maintenance Operations				10,202,272		352,895	10,555,167
5.52 Maintenance of Grounds				678,700			678,700
5.56 Utilities							-
Total Function 5	-	-	-	10,985,656	1,307,479	352,895	12,646,030
7 Transportation and Housing							
7.41 Transportation and Housing Administration							-
7.70 Student Transportation				543,184		44,315	587,499
7.73 Housing							-
Total Function 7	-	-	-	543,184	-	44,315	587,499
9 Debt Services							
Total Function 9	-	-	-	-	-	-	-
Total Functions 1 - 9	87,316,575	9,582,243	10,747,112	18,589,707	4,215,043	5,093,320	135,544,000

School District No. 38 (Richmond)

Annual Budget - Operating Expense by Function, Program and Object
Year Ended June 30, 2016

	Total Salaries	Employee Benefits	Total Salaries and Benefits	Services and Supplies	2016 Annual Budget	2015 Annual Budget
	\$	\$	\$	\$	\$	\$
1 Instruction						
1.02 Regular Instruction	69,879,771	19,455,299	89,335,070	2,973,063	92,308,133	90,261,085
1.03 Career Programs	468,831	130,335	599,166	214,800	813,966	998,838
1.07 Library Services	2,308,430	641,744	2,950,174	344,216	3,294,390	3,739,850
1.08 Counselling	3,050,130	847,936	3,898,066	15,500	3,913,566	4,045,396
1.10 Special Education	19,628,626	5,456,758	25,085,384	1,113,100	26,198,484	25,339,182
1.30 English Language Learning	5,487,925	1,525,643	7,013,568	25,800	7,039,368	7,499,852
1.31 Aboriginal Education	361,536	100,507	462,043	44,000	506,043	468,281
1.41 School Administration	11,021,051	3,063,852	14,084,903	236,102	14,321,005	14,389,007
1.60 Summer School	788,500	165,585	954,085	30,500	984,585	993,949
1.61 Continuing Education	1,107,906	307,998	1,415,904	297,180	1,713,084	1,819,418
1.62 Off Shore Students	4,535,717	1,260,929	5,796,646	2,496,834	8,293,480	7,459,076
1.64 Other	-	-	-	22,805	22,805	22,805
Total Function 1	118,638,423	32,956,586	151,595,009	7,813,900	159,408,909	157,036,739
4 District Administration						
4.11 Educational Administration	1,393,648	387,434	1,781,082	191,765	1,972,847	1,879,378
4.40 School District Governance	161,378	4,841	166,219	133,200	299,419	331,932
4.41 Business Administration	2,117,022	588,532	2,705,554	396,830	3,102,384	3,104,368
Total Function 4	3,672,048	980,807	4,652,855	721,795	5,374,650	5,315,678
5 Operations and Maintenance						
5.41 Operations and Maintenance Administration	1,412,163	392,581	1,804,744	711,380	2,516,124	2,451,181
5.50 Maintenance Operations	10,555,167	2,934,336	13,489,503	4,652,877	18,142,380	17,444,761
5.52 Maintenance of Grounds	678,700	188,679	867,379	412,250	1,279,629	1,311,897
5.56 Utilities	-	-	-	3,449,167	3,449,167	3,998,005
Total Function 5	12,646,030	3,515,596	16,161,626	9,225,674	25,387,300	25,205,844
7 Transportation and Housing						
7.41 Transportation and Housing Administration	-	-	-	-	-	-
7.70 Student Transportation	587,499	163,325	750,824	352,450	1,103,274	1,228,050
7.73 Housing	-	-	-	-	-	-
Total Function 7	587,499	163,325	750,824	352,450	1,103,274	1,228,050
9 Debt Services						
Total Function 9	-	-	-	-	-	-
Total Functions 1 - 9	135,544,000	37,616,314	173,160,314	18,113,819	191,274,133	188,786,311

School District No. 38 (Richmond)

Annual Budget - Special Purpose Revenue and Expense
Year Ended June 30, 2016

Schedule 3

	2016 Annual Budget	2015 Annual Budget
	\$	\$
Revenues		
Provincial Grants		
Ministry of Education	7,376,672	6,542,563
Other	5,000	21,989
Federal Grants	1,229,667	1,430,094
Other Revenue	7,305,649	7,583,199
Investment Income	9,750	9,062
Total Revenue	<u>15,926,738</u>	<u>15,586,907</u>
Expenses		
Instruction	14,681,376	13,860,435
District Administration	238,842	242,522
Operations and Maintenance	691,621	513,990
Total Expense	<u>15,611,839</u>	<u>14,616,947</u>
Net Revenue (Expense)	<u>314,899</u>	<u>969,960</u>
Net Transfers (to) from other funds		
Tangible Capital Assets Purchased	(314,899)	(969,960)
Total Net Transfers	<u>(314,899)</u>	<u>(969,960)</u>
Budgeted Surplus (Deficit), for the year	<u>-</u>	<u>-</u>

School District No. 38 (Richmond)

Annual Budget - Changes in Special Purpose Funds

Year Ended June 30, 2016

	Annual Facility Grant	Learning Improvement Fund	Special Education Equipment	Scholarships and Bursaries	School Generated Funds	Strong Start	Ready, Set, Learn	OLEP	CommunityLINK
	\$	\$	\$	\$	\$	\$	\$	\$	\$
Deferred Revenue, beginning of year	-	867,000	33,238	870,528	3,977,364	241,000	202,450	266,514	20,800
Add: Restricted Grants									
Provincial Grants - Ministry of Education	899,711	3,618,415	38,614			224,000	93,100	308,660	730,518
Federal Grants									
Other				7,300	7,131,630				
Investment Income				9,200					
	899,711	3,618,415	38,614	16,500	7,131,630	224,000	93,100	308,660	730,518
Less: Allocated to Revenue Recovered	899,711	3,618,415	50,000	7,200	6,966,199	282,849	114,471	456,110	751,318
Deferred Revenue, end of year	-	-	21,852	879,828	4,142,795	182,151	181,079	119,064	-
Revenues									
Provincial Grants - Ministry of Education	899,711	3,618,415	50,000			282,849	114,471	456,110	751,318
Provincial Grants - Other									
Federal Grants									
Other Revenue					6,966,199				
Investment Income				7,200					
	899,711	3,618,415	50,000	7,200	6,966,199	282,849	114,471	456,110	751,318
Expenses									
Salaries									
Teachers		2,365,750					42,921	34,336	89,876
Principals and Vice Principals									
Educational Assistants		612,668				195,552	27,564		308,716
Support Staff									
Other Professionals									
Substitutes								39,500	
	-	2,978,418	-	-	-	195,552	70,485	73,836	398,592
Employee Benefits		639,997				57,297	19,986	9,374	120,715
Services and Supplies	584,812		50,000	7,200	6,966,199	30,000	24,000	372,900	232,011
	584,812	3,618,415	50,000	7,200	6,966,199	282,849	114,471	456,110	751,318
Net Revenue (Expense) before Interfund Transfers	314,899	-	-	-	-	-	-	-	-
Interfund Transfers									
Tangible Capital Assets Purchased	(314,899)								
	(314,899)	-	-	-	-	-	-	-	-
Net Revenue (Expense)	-	-	-	-	-	-	-	-	-

School District No. 38 (Richmond)

Annual Budget - Changes in Special Purpose Funds

Year Ended June 30, 2016

	Provincial Resource Program	Provincial Early Intervention	LINC/ SWIS	Early Learning	AVID Program	Community Literacy	Educational Trust Fund	Special Delivery Transformation	TOTAL
	\$	\$	\$	\$	\$	\$	\$	\$	\$
Deferred Revenue, beginning of year	-	-	-	13,815	19,724	10,000	220,783	130,078	6,873,294
Add: Restricted Grants									
Provincial Grants - Ministry of Education	714,941	430,867							7,058,826
Federal Grants			1,229,667						1,229,667
Other							360,000		7,498,930
Investment Income							2,550		11,750
	714,941	430,867	1,229,667	-	-	-	362,550	-	15,799,173
Less: Allocated to Revenue Recovered	714,941	430,867	1,229,667	12,620	5,000	-	342,000	45,370	15,926,738
Deferred Revenue, end of year	-	-	-	1,195	14,724	10,000	241,333	84,708	5,878,729
Revenues									
Provincial Grants - Ministry of Education	714,941	430,867		12,620				45,370	7,376,672
Provincial Grants - Other					5,000				5,000
Federal Grants			1,229,667						1,229,667
Other Revenue							339,450		7,305,649
Investment Income							2,550		9,750
	714,941	430,867	1,229,667	12,620	5,000	-	342,000	45,370	15,926,738
Expenses									
Salaries									
Teachers	392,624	164,165	50,068						3,139,740
Principals and Vice Principals			31,052						31,052
Educational Assistants									1,144,500
Support Staff	17,287	69,858	346,773					25,000	458,918
Other Professionals			52,068						52,068
Substitutes			270,022	6,000				6,000	321,522
	409,911	234,023	749,983	6,000	-	-	-	31,000	5,147,800
Employee Benefits	108,367	58,506	164,748	1,620				8,370	1,188,980
Services and Supplies	196,663	138,338	314,936	5,000	5,000		342,000	6,000	9,275,059
	714,941	430,867	1,229,667	12,620	5,000	-	342,000	45,370	15,611,839
Net Revenue (Expense) before Interfund Transfers	-	-	-	-	-	-	-	-	314,899
Interfund Transfers									
Tangible Capital Assets Purchased									(314,899)
	-	-	-	-	-	-	-	-	(314,899)
Net Revenue (Expense)	-	-	-	-	-	-	-	-	-

School District No. 38 (Richmond)

Schedule 4

Annual Budget - Capital Revenue and Expense

Year Ended June 30, 2016

	2016 Annual Budget			2015 Annual Budget
	Invested in Tangible Capital Assets	Local Capital	Fund Balance	
	\$	\$	\$	\$
Revenues				
Provincial Grants				
Investment Income		410,000	410,000	101,880
Gain (Loss) on Disposal of Tangible Capital Assets			-	40,362,913
Amortization of Deferred Capital Revenue	8,127,944		8,127,944	8,060,466
Total Revenue	8,127,944	410,000	8,537,944	48,525,259
Expenses				
Amortization of Tangible Capital Assets				
Operations and Maintenance	12,679,945		12,679,945	11,762,098
Transportation and Housing	311,415		311,415	238,029
Interest Payment				
Capital Lease		95,954	95,954	101,871
Total Expense	12,991,360	95,954	13,087,314	12,101,998
Net Revenue (Expense)	(4,863,416)	314,046	(4,549,370)	36,423,261
Net Transfers (to) from other funds				
Tangible Capital Assets Purchased	314,899		314,899	969,960
Total Net Transfers	314,899	-	314,899	969,960
Other Adjustments to Fund Balances				
Tangible Capital Assets Purchased from Local Capital	5,423,838	(5,423,838)	-	
Principal Payment				
Capital Lease	2,062,810	(2,062,810)	-	
Total Other Adjustments to Fund Balances	7,486,648	(7,486,648)	-	
Budgeted Surplus (Deficit), for the year	2,938,131	(7,172,602)	(4,234,471)	37,393,221