

Amended Annual Budget

School District No. 38 (Richmond)

June 30, 2020

School District No. 38 (Richmond)

June 30, 2020

Table of Contents

Bylaw	1
Amended Annual Budget - Revenue and Expense - Statement 2	2
Amended Annual Budget - Changes in Net Financial Assets (Debt) - Statement 4	4
Amended Annual Budget - Schedule of Changes in Accumulated Surplus (Deficit) by Fund - Schedule 1	5
Amended Annual Budget - Operating Revenue and Expense - Schedule 2	6
Schedule 2A - Amended Annual Budget - Schedule of Operating Revenue by Source	7
Schedule 2B - Amended Annual Budget - Schedule of Operating Expense by Object	8
Schedule 2C - Amended Annual Budget - Operating Expense by Function, Program and Object	9
Amended Annual Budget - Special Purpose Revenue and Expense - Schedule 3	11
Schedule 3A - Amended Annual Budget - Changes in Special Purpose Funds	12
Amended Annual Budget - Capital Revenue and Expense - Schedule 4	15

*NOTE - Statement 1, Statement 3, Statement 5 and Schedules 4A - 4D are used for Financial Statement reporting only.

AMENDED ANNUAL BUDGET BYLAW


A Bylaw of THE BOARD OF EDUCATION OF SCHOOL DISTRICT NO. 38 (RICHMOND) (called the "Board") to adopt the Amended Annual Budget of the Board for the fiscal year 2019/2020 pursuant to section 113 of the *School Act*, R.S.B.C., 1996, c. 412 as amended from time to time (called the "Act").

1. Board has complied with the provisions of the Act respecting the Amended Annual Budget adopted by this bylaw.
2. This bylaw may be cited as School District No. 38 (Richmond) Amended Annual Budget Bylaw for fiscal year 2019/2020.
3. The attached Statement 2 showing the estimated revenue and expense for the 2019/2020 fiscal year and the total budget bylaw amount of \$278,506,662 for the 2019/2020 fiscal year was prepared in accordance with the Act.
4. Statement 2, 4 and Schedules 1 to 4 are adopted as the Amended Annual Budget of the Board for the fiscal year 2019/2020.

READ A FIRST TIME THE 12th DAY OF FEBRUARY, 2020;

READ A SECOND TIME THE 12th DAY OF FEBRUARY, 2020;

READ A THIRD TIME, PASSED AND ADOPTED THE 12th DAY OF FEBRUARY, 2020;



[Redacted Signature]
Chairperson of the Board

[Redacted Signature]
Secretary Treasurer

I HEREBY CERTIFY this to be a true original of School District No. 38 (Richmond) Amended Annual Budget Bylaw 2019/2020, adopted by the Board the 12th DAY OF FEBRUARY, 2020.

[Redacted Signature]
Secretary Treasurer

School District No. 38 (Richmond)

Amended Annual Budget - Revenue and Expense

Year Ended June 30, 2020

	2020 Amended Annual Budget	2020 Annual Budget
Ministry Operating Grant Funded FTE's		
School-Age	19,842.875	19,698.433
Adult	140.875	172.375
Other	572.625	525.000
Total Ministry Operating Grant Funded FTE's	20,556.375	20,395.808
Revenues	\$	\$
Provincial Grants		
Ministry of Education	225,176,594	217,056,414
Other	90,000	128,000
Federal Grants	1,562,328	1,463,459
Tuition	20,960,234	20,592,634
Other Revenue	8,716,922	8,704,571
Rentals and Leases	1,380,721	1,110,721
Investment Income	3,464,566	3,033,450
Amortization of Deferred Capital Revenue	8,360,477	8,969,096
Total Revenue	269,711,842	261,058,345
Expenses		
Instruction	217,587,121	210,335,625
District Administration	7,330,508	7,362,099
Operations and Maintenance	43,567,469	44,036,970
Transportation and Housing	1,746,587	1,716,606
Debt Services	180,000	213,272
Total Expense	270,411,685	263,664,572
Net Revenue (Expense)	(699,843)	(2,606,227)
Budgeted Allocation (Retirement) of Surplus (Deficit)	5,513,523	5,513,523
Budgeted Surplus (Deficit), for the year	4,813,680	2,907,296
Budgeted Surplus (Deficit), for the year comprised of:		
Operating Fund Surplus (Deficit)		
Special Purpose Fund Surplus (Deficit)		
Capital Fund Surplus (Deficit)	4,813,680	2,907,296
Budgeted Surplus (Deficit), for the year	4,813,680	2,907,296




School District No. 38 (Richmond)

Amended Annual Budget - Revenue and Expense

Year Ended June 30, 2020

	2020 Amended Annual Budget	2020 Annual Budget
Budget Bylaw Amount		
Operating - Total Expense	206,607,119	204,945,809
Special Purpose Funds - Total Expense	48,401,626	42,402,081
Special Purpose Funds - Tangible Capital Assets Purchased	776,200	758,555
Capital Fund - Total Expense	15,402,940	16,316,682
Capital Fund - Tangible Capital Assets Purchased from Local Capital	7,318,777	8,777,364
Total Budget Bylaw Amount	278,506,662	273,200,491

Approved by the Board

	<i>FEB. 12, 2020</i>
Signature of the Chairperson of the Board of Education	Date Signed
	<i>FEB. 12, 2020</i>
Signature of the Superintendent	Date Signed
	<i>FEB. 12, 2020</i>
Signature of the Secretary Treasurer	Date Signed

School District No. 38 (Richmond)

Amended Annual Budget - Changes in Net Financial Assets (Debt)

Year Ended June 30, 2020

	2020 Amended Annual Budget	2020 Annual Budget
	\$	\$
Surplus (Deficit) for the year	(699,843)	(2,606,227)
Effect of change in Tangible Capital Assets		
Acquisition of Tangible Capital Assets		
From Operating and Special Purpose Funds	(776,200)	(758,555)
From Local Capital	(7,318,777)	(8,777,364)
From Deferred Capital Revenue	(22,557,614)	(33,330,653)
From Capital Leases	(3,500,000)	(3,368,100)
Total Acquisition of Tangible Capital Assets	(34,152,591)	(46,234,672)
Amortization of Tangible Capital Assets	15,222,940	16,103,410
Total Effect of change in Tangible Capital Assets	(18,929,651)	(30,131,262)
	-	-
	-	-
(Increase) Decrease in Net Financial Assets (Debt)	(19,629,494)	(32,737,489)

School District No. 38 (Richmond)

Amended Annual Budget - Schedule of Changes in Accumulated Surplus (Deficit) by Fund
 Year Ended June 30, 2020

	Operating Fund	Special Purpose Fund	Capital Fund	2020 Amended Annual Budget
	\$	\$	\$	\$
Accumulated Surplus (Deficit), beginning of year	18,234,014		169,398,504	187,632,518
Changes for the year				
Net Revenue (Expense) for the year	3,830,977	776,200	(5,307,020)	(699,843)
Interfund Transfers				
Tangible Capital Assets Purchased		(776,200)	776,200	-
Local Capital	(9,344,500)		9,344,500	-
Net Changes for the year	(5,513,523)	-	4,813,680	(699,843)
Budgeted Accumulated Surplus (Deficit), end of year	12,720,491	-	174,212,184	186,932,675

School District No. 38 (Richmond)
 Amended Annual Budget - Operating Revenue and Expense
 Year Ended June 30, 2020

	2020 Amended Annual Budget	2020 Annual Budget
	\$	\$
Revenues		
Provincial Grants		
Ministry of Education	185,466,964	183,252,754
Other	90,000	128,000
Tuition	20,960,234	20,592,634
Other Revenue	849,954	849,954
Rentals and Leases	1,380,721	1,110,721
Investment Income	1,690,223	1,690,223
Total Revenue	210,438,096	207,624,286
Expenses		
Instruction	170,900,107	169,566,932
District Administration	6,587,355	6,618,946
Operations and Maintenance	27,745,555	27,415,979
Transportation and Housing	1,374,102	1,343,952
Total Expense	206,607,119	204,945,809
Net Revenue (Expense)	3,830,977	2,678,477
Budgeted Prior Year Surplus Appropriation	5,513,523	5,513,523
Net Transfers (to) from other funds		
Local Capital	(9,344,500)	(8,192,000)
Total Net Transfers	(9,344,500)	(8,192,000)
Budgeted Surplus (Deficit), for the year	-	-

School District No. 38 (Richmond)**Amended Annual Budget - Schedule of Operating Revenue by Source
Year Ended June 30, 2020**

	2020 Amended Annual Budget	2020 Annual Budget
	\$	\$
Provincial Grants - Ministry of Education		
Operating Grant, Ministry of Education	181,362,326	179,107,824
Other Ministry of Education Grants		
Pay Equity	2,215,706	2,215,706
Funding for Graduated Adults	71,616	71,616
Transportation Supplement	21,608	21,608
Carbon Tax Grant	144,720	185,012
Employer Health Tax Grant	1,568,622	1,568,622
FSA Scorer	27,292	27,292
Benefit Funding - Standardization	55,074	55,074
Total Provincial Grants - Ministry of Education	185,466,964	183,252,754
Provincial Grants - Other	90,000	128,000
Tuition		
Summer School Fees	477,170	519,570
Continuing Education	989,064	989,064
International and Out of Province Students	19,494,000	19,084,000
Total Tuition	20,960,234	20,592,634
Other Revenues		
Other School District/Education Authorities	495,000	495,000
Miscellaneous		
Cafeteria	341,954	341,954
Miscellaneous	13,000	13,000
Total Other Revenue	849,954	849,954
Rentals and Leases	1,380,721	1,110,721
Investment Income	1,690,223	1,690,223
Total Operating Revenue	210,438,096	207,624,286

School District No. 38 (Richmond)

Amended Annual Budget - Schedule of Operating Expense by Object
Year Ended June 30, 2020

	2020 Amended Annual Budget	2020 Annual Budget
	\$	\$
Salaries		
Teachers	88,265,994	87,483,739
Principals and Vice Principals	12,896,891	13,122,308
Educational Assistants	13,203,968	12,148,761
Support Staff	21,748,242	21,328,393
Other Professionals	5,879,318	5,620,832
Substitutes	8,448,579	8,394,411
Total Salaries	150,442,992	148,098,444
Employee Benefits	35,104,425	35,631,303
Total Salaries and Benefits	185,547,417	183,729,747
Services and Supplies		
Services	8,404,776	8,574,116
Student Transportation	15,300	10,300
Professional Development and Travel	1,008,089	958,089
Rentals and Leases	255,144	235,144
Dues and Fees	121,040	117,790
Insurance	532,776	532,776
Supplies	7,286,033	7,151,303
Utilities	3,436,544	3,636,544
Total Services and Supplies	21,059,702	21,216,062
Total Operating Expense	206,607,119	204,945,809

School District No. 38 (Richmond)

Amended Annual Budget - Operating Expense by Function, Program and Object
Year Ended June 30, 2020

	Teachers Salaries	Principals and Vice Principals Salaries	Educational Assistants Salaries	Support Staff Salaries	Other Professionals Salaries	Substitutes Salaries	Total Salaries
	\$	\$	\$	\$	\$	\$	\$
1 Instruction							
1.02 Regular Instruction	67,102,474	3,283,162		1,284,709		6,038,615	77,708,960
1.03 Career Programs	490,556			513,142			1,003,698
1.07 Library Services	1,331,884			567,039			1,898,923
1.08 Counselling	2,697,164					784,700	2,697,164
1.10 Special Education	7,634,010	151,806	13,203,968	151,022			21,774,484
1.30 English Language Learning	2,927,339	66,541		34,178			3,144,902
1.31 Indigenous Education	302,971	40,284					377,433
1.41 School Administration		8,665,301		4,507,999		402,879	13,576,179
1.60 Summer School	663,099	109,852			20,930		793,881
1.61 Continuing Education	595,056	399,129		144,281	406,696		1,545,162
1.62 International and Out of Province Students	4,521,441	37,818		209,615	767,136	91,492	5,627,502
1.64 Other							
Total Function 1	88,265,994	12,753,893	13,203,968	7,411,985	767,136	7,745,312	130,148,288
4 District Administration							
4.11 Educational Administration				179,300	1,811,586	3,015	1,993,901
4.40 School District Governance					193,132		193,132
4.41 Business Administration		142,998		1,015,923	1,545,650	2,123	2,706,694
Total Function 4	-	142,998	-	1,195,223	3,550,368	5,138	4,893,727
5 Operations and Maintenance							
5.41 Operations and Maintenance Administration				185,728	1,497,339	76,056	1,759,123
5.50 Maintenance Operations				11,552,186		560,191	12,112,377
5.52 Maintenance of Grounds				732,553			732,553
5.56 Utilities							
Total Function 5	-	-	-	12,470,467	1,497,339	636,247	14,604,053
7 Transportation and Housing							
7.41 Transportation and Housing Administration					64,475		64,475
7.70 Student Transportation				670,567		61,882	732,449
Total Function 7	-	-	-	670,567	64,475	61,882	796,924
9 Debt Services							
Total Function 9	-	-	-	-	-	-	-
Total Functions 1 - 9	88,265,994	12,896,891	13,203,968	21,748,242	5,879,318	8,448,579	150,442,992

School District No. 38 (Richmond)

Amended Annual Budget - Operating Expense by Function, Program and Object
Year Ended June 30, 2020

	Total Salaries	Employee Benefits	Total Salaries and Benefits	Services and Supplies	2020 Amended Annual Budget	2020 Annual Budget
	\$	\$	\$	\$	\$	\$
1 Instruction						
1.02 Regular Instruction	77,708,960	18,139,019	95,847,979	4,226,983	100,074,962	100,144,029
1.03 Career Programs	1,003,698	235,970	1,239,668	426,920	1,666,588	1,660,741
1.07 Library Services	1,898,923	446,437	2,345,360	302,885	2,648,245	2,647,851
1.08 Counseling	2,697,164	634,103	3,331,267	8,700	3,339,967	3,357,499
1.10 Special Education	21,774,484	5,094,481	26,868,965	899,875	27,768,840	26,475,688
1.30 English Language Learning	3,144,902	739,366	3,884,268	25,800	3,910,068	3,928,417
1.31 Indigenous Education	377,433	88,734	466,167	44,000	510,167	511,792
1.41 School Administration	13,576,179	3,191,760	16,767,939	523,178	17,291,117	17,187,134
1.60 Summer School	793,881	146,859	940,740	33,571	974,311	911,966
1.61 Continuing Education	1,545,162	289,020	1,834,182	336,690	2,170,872	2,147,753
1.62 International and Out of Province Students	5,627,502	1,323,025	6,950,527	3,584,911	10,535,438	10,584,530
1.64 Other	-	-	-	9,532	9,532	9,532
Total Function 1	130,148,288	30,328,774	160,477,062	10,423,045	170,900,107	169,566,932
4 District Administration						
4.11 Educational Administration	1,993,901	468,296	2,462,197	181,676	2,643,873	2,480,539
4.40 School District Governance	193,132	14,504	207,636	147,016	354,652	354,652
4.41 Business Administration	2,706,694	672,079	3,378,773	210,057	3,588,830	3,783,755
Total Function 4	4,893,727	1,154,879	6,048,606	538,749	6,587,355	6,618,946
5 Operations and Maintenance						
5.41 Operations and Maintenance Administration	1,759,123	413,570	2,172,693	1,083,372	3,256,065	3,036,779
5.50 Maintenance Operations	12,112,377	2,847,621	14,959,998	4,961,171	19,921,169	19,648,262
5.52 Maintenance of Grounds	732,553	172,224	904,777	227,000	1,131,777	1,094,394
5.56 Utilities	-	-	-	3,436,544	3,436,544	3,636,544
Total Function 5	14,604,053	3,433,415	18,037,468	9,708,087	27,745,555	27,415,979
7 Transportation and Housing						
7.41 Transportation and Housing Administration	64,475	-	64,475	-	64,475	64,475
7.70 Student Transportation	732,449	187,357	919,806	389,821	1,309,627	1,279,477
Total Function 7	796,924	187,357	984,281	389,821	1,374,102	1,343,952
9 Debt Services						
Total Function 9	-	-	-	-	-	-
Total Functions 1 - 9	150,442,992	35,104,425	185,547,417	21,059,702	206,607,119	204,945,809

School District No. 38 (Richmond)

Amended Annual Budget - Special Purpose Revenue and Expense
Year Ended June 30, 2020

	2020 Amended Annual Budget	2020 Annual Budget
	\$	\$
Revenues		
Provincial Grants		
Ministry of Education	39,709,630	33,803,660
Federal Grants	1,562,328	1,463,459
Other Revenue	7,866,968	7,854,617
Investment Income	38,900	38,900
Total Revenue	49,177,826	43,160,636
Expenses		
Instruction	46,687,014	40,768,693
District Administration	743,153	743,153
Operations and Maintenance	971,459	890,235
Total Expense	48,401,626	42,402,081
Net Revenue (Expense)	776,200	758,555
Net Transfers (to) from other funds		
Tangible Capital Assets Purchased	(776,200)	(758,555)
Total Net Transfers	(776,200)	(758,555)
Budgeted Surplus (Deficit), for the year	-	-

School District No. 38 (Richmond)

Amended Annual Budget - Changes in Special Purpose Funds
Year Ended June 30, 2020

	Annual Facility Grant	Learning Improvement Fund	Scholarships and Bursaries	School Generated Funds	Strong Start	Ready, Set, Learn	OLEP	CommunityLINK	Classroom Enhancement Fund - Overhead
	\$	\$	\$	\$	\$	\$	\$	\$	\$
Deferred Revenue, beginning of year	-	426,952	1,050,537	5,730,400	18,316	183,853	27,815	9,665	-
Add:									
Restricted Grants									
Provincial Grants - Ministry of Education	829,133	672,110		7,510,700	224,000	93,100	308,560	752,652	5,431,002
Federal Grants			35,000						
Other			50,000		12,351				
Investment Income			85,000	7,510,700	236,351	93,100	308,560	752,652	5,431,002
Less:									
Allocated to Revenue Recovered	829,133	1,099,062	37,400	7,608,800	254,667	276,953	308,660	762,317	5,431,002
Deferred Revenue, end of year	-	-	1,098,137	5,632,300	-	-	-	-	-
Revenues									
Provincial Grants - Ministry of Education	829,133	1,099,062		7,608,800	242,316	276,953	308,560	762,317	5,431,002
Federal Grants									
Other Revenue			37,400	7,608,800	12,351				
Investment Income	829,133	1,099,062	37,400	7,608,800	254,667	276,953	308,660	762,317	5,431,002
Expenses									
Salaries									
Teachers						45,878	90,177	24,452	190,000
Principals and Vice Principals						20,171		321,242	2,400,000
Educational Assistants		929,833			174,602				565,600
Support Staff									193,400
Other Professionals							17,159		970,339
Substitutes							107,336	345,694	4,319,339
Employee Benefits									875,860
Services and Supplies	52,933	169,229	37,400	7,608,800	41,904	15,852	23,446	89,881	2,400,000
	52,933	1,099,062	37,400	7,608,800	38,161	195,052	177,878	326,742	235,803
					254,667	276,953	308,660	762,317	5,431,002
Net Revenue (Expense) before Interfund Transfers	776,200	-	-	-	-	-	-	-	-
Interfund Transfers									
Tangible Capital Assets Purchased	(776,200)								
	(776,200)								
Net Revenue (Expense)	-	-	-	-	-	-	-	-	-

School District No. 38 (Richmond)

Amended Annual Budget - Changes in Special Purpose Funds
Year Ended June 30, 2020

	Classroom Enhancement Fund - Staffing	Classroom Enhancement Fund - Remedies	Mental Health in Schools	Changing Results for Young Children	Provincial Resource Program	Provincial Early Years	Community Literacy	Educational Trust Fund	LINC/ SWIS
Deferred Revenue, beginning of year	\$ -	\$ 5,423	\$ -	\$ -	\$ 47,446	\$ -	\$ 10,000	\$ 80,822	\$ 98,869
Add: Restricted Grants									
Provincial Grants - Ministry of Education	29,147,353	343,332	24,500	10,104	748,498	438,954	-	-	1,463,459
Federal Grants								200,000	
Other								1,500	
Investment Income									
Less: Allocated to Revenue Recovered	29,147,353	343,332	24,500	10,104	795,944	438,954	-	247,317	1,562,328
Deferred Revenue, end of year	-	-	-	-	-	-	10,000	35,005	-
Revenues									
Provincial Grants - Ministry of Education	29,147,353	343,332	24,500	10,104	795,944	438,954	-	-	1,562,328
Federal Grants								245,817	
Other Revenue								1,500	
Investment Income									
Expenses									
Salaries									
Teachers									91,795
Principals and Vice Principals	24,371,120				383,349	188,611			23,270
Educational Assistants									
Support Staff					32,281	47,155			396,490
Other Professionals									74,250
Substitutes		276,881							296,241
Employee Benefits	24,371,120	276,881			415,630	235,766			882,046
Services and Supplies	4,776,233	66,451	24,500	10,104	115,224	57,173			201,855
Net Revenue (Expense) before Interfund Transfers	29,147,353	343,332	24,500	10,104	795,944	438,954	-	247,317	1,562,328
Interfund Transfers									
Tangible Capital Assets Purchased									
Net Revenue (Expense)									

School District No. 38 (Richmond)

Amended Annual Budget - Changes in Special Purpose Funds
Year Ended June 30, 2020

	<u>TOTAL</u>
Deferred Revenue, beginning of year	\$ 7,690,098
Add: Restricted Grants	
Provincial Grants - Ministry of Education	39,023,398
Federal Grants	1,463,459
Other	7,758,051
Investment Income	51,500
	<u>48,296,408</u>
Less: Allocated to Revenue Recovered	49,177,826
	33,238
Deferred Revenue, end of year	<u>6,775,442</u>
Revenues	
Provincial Grants - Ministry of Education	39,709,630
Federal Grants	1,562,328
Other Revenue	7,866,968
Investment Income	38,900
	<u>49,177,826</u>
Expenses	
Salaries	
Teachers	25,195,382
Principals and Vice Principals	213,270
Educational Assistants	3,845,848
Support Staff	1,041,526
Other Professionals	267,650
Substitutes	1,560,620
	<u>32,124,296</u>
Employee Benefits	6,433,108
Services and Supplies	9,844,222
	<u>48,401,626</u>
Net Revenue (Expense) before Interfund Transfers	<u>776,200</u>
Interfund Transfers	
Tangible Capital Assets Purchased	(776,200)
	<u>(776,200)</u>
Net Revenue (Expense)	<u>-</u>

School District No. 38 (Richmond)
 Amended Annual Budget - Capital Revenue and Expense
 Year Ended June 30, 2020

	2020 Amended Annual Budget			2020 Annual Budget
	Invested in Tangible Capital Assets	Local Capital	Fund Balance	
	\$	\$	\$	\$
Revenues				
Investment Income		1,735,443	1,735,443	1,304,327
Amortization of Deferred Capital Revenue	8,360,477		8,360,477	8,969,096
Total Revenue	8,360,477	1,735,443	10,095,920	10,273,423
Expenses				
Amortization of Tangible Capital Assets				
Operations and Maintenance	14,850,455		14,850,455	15,730,756
Transportation and Housing	372,485		372,485	372,654
Debt Services				
Capital Lease Interest		180,000	180,000	213,272
Total Expense	15,222,940	180,000	15,402,940	16,316,682
Net Revenue (Expense)	(6,862,463)	1,555,443	(5,307,020)	(6,043,259)
Net Transfers (to) from other funds				
Tangible Capital Assets Purchased	776,200		776,200	758,555
Local Capital		9,344,500	9,344,500	8,192,000
Total Net Transfers	776,200	9,344,500	10,120,700	8,950,555
Other Adjustments to Fund Balances				
Tangible Capital Assets Purchased from Local Capital	7,318,777	(7,318,777)	-	
Principal Payment				
Capital Lease	2,300,000	(2,300,000)	-	
Total Other Adjustments to Fund Balances	9,618,777	(9,618,777)	-	
Budgeted Surplus (Deficit), for the year	3,532,514	1,281,166	4,813,680	2,907,296